

---

# CORE - Publication Tool for ID capacity calculation and allocation Publication Handbook



<b>Summary</b>	The handbook contains an overview of the data that is published, along with the relevant information required to utilize the Publication tool.
<b>Version</b>	1.8
<b>Date</b>	March 2026

<b>Version History</b>	<b>Change description</b>
1.0	Publication handbook for first publication in the external parallel run
1.1	Inclusion of publication of initial and final ATCs/NTCs for SIDC after DA process
1.2	Inclusion of publication of Allocation Constraints and timings for publication – Version for IDCC (b) go-live
1.3	Inclusion of IDA publication
1.4	Inclusion of ATC validation publication for IDCC (a) and IDCC (b)
1.5	Version for IDCC (c) go-live
1.6	Version for IDCC (d) go-live
1.7	Inclusion of Domain Status in Applied Fallbacks
1.8	Inclusion of Core Net Positions

# Contents

<b>1</b>	<b>BACKGROUND</b> .....	<b>- 3 -</b>
<b>2</b>	<b>NAVIGATION</b> .....	<b>- 3 -</b>
<b>3</b>	<b>DOWNLOADING DATA</b> .....	<b>- 4 -</b>
<b>4</b>	<b>FILTER FUNCTIONALITY: DOMAIN PAGES</b> .....	<b>- 4 -</b>
<b>5</b>	<b>PUBLICATION OVERVIEW - IDCC</b> .....	<b>- 5 -</b>
5.1	IDCC(A) - DAY-AHEAD LEFTOVER CAPACITIES .....	- 6 -
5.1.1	Initial ATCs for SIDC.....	- 6 -
5.1.2	Initial NTCs for SIDC .....	- 6 -
5.1.3	Final ATCs for SIDC.....	- 7 -
5.1.4	Final NTCs for SIDC.....	- 7 -
5.1.5	Allocation Constraints .....	- 8 -
5.1.6	ATC based Validation Reductions.....	- 8 -
5.1.7	Applied Fallbacks .....	- 9 -
5.2	IDCC (B) CAPACITY CALCULATION .....	- 9 -
5.2.1	Core Market Graphs.....	- 9 -
5.2.2	Core Map.....	- 10 -
5.2.3	Max Net Positions .....	- 11 -
5.2.4	Max Exchanges (Maxbex) .....	- 11 -
5.2.5	Initial Computation .....	- 11 -
5.2.6	Validation Reductions .....	- 13 -
5.2.7	ATC based Validation Reductions.....	- 14 -
5.2.8	Final Computation.....	- 14 -
5.2.9	Used grid model .....	- 15 -
5.2.10	RefProg.....	- 15 -
5.2.11	Reference Net Position .....	- 16 -
5.2.12	Final ATCs for SIDC .....	- 17 -
5.2.13	Final NTCs for SIDC.....	- 17 -
5.2.14	Applied Fallbacks .....	- 18 -
5.2.15	Allocation Constraints .....	- 18 -
5.2.16	Final z2h PTDFs .....	- 19 -
5.2.17	Core Net Positions .....	- 20 -
5.3	IDCC (C) CAPACITY CALCULATION .....	- 21 -
5.4	IDCC (D) CAPACITY CALCULATION .....	- 21 -
5.5	IDCC (E) CAPACITY CALCULATION .....	- 22 -
<b>6</b>	<b>PUBLICATION OVERVIEW – IDA</b> .....	<b>- 23 -</b>
6.1	IDA1 (15:00 D-1), IDA2 (22:00 D-1) AND IDA3 (10:00 D-1) .....	- 23 -
6.1.1	Net Position.....	- 23 -
6.1.2	Scheduled Exchanges .....	- 23 -
6.1.3	Price Spread .....	- 24 -
6.1.4	Congestion Income.....	- 25 -
<b>7</b>	<b>WEB SERVICE</b> .....	<b>- 25 -</b>
<b>8</b>	<b>PUBLICATION TOOL (UNDERLYING ARCHITECTURE)</b> .....	<b>- 26 -</b>
<b>9</b>	<b>ANNEX</b> .....	<b>- 26 -</b>
9.1	NAMING CONVENTION FOR CNECS .....	- 26 -

## 1 Background

The Core Intraday Capacity Calculation Methodology Article 22 – “Publication of data” describes the publication obligations that TSOs need to fulfil. This encompasses the set-up of a dedicated online communication platform, and a handbook (this document) to enable market participants to have a clear understanding of the different published data.

The dedicated online communication platform is named the Core Publication Tool and can be accessed via the following link:

<https://publicationtool.jao.eu/coreID>

## 2 Navigation

Various publications are structured in multiple pages and listed in the vertical navigation bar. The navigation bar is visible at all times allowing users to easily switch between the different available publications.

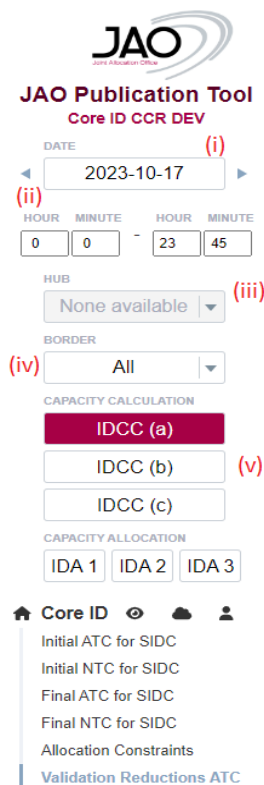
Also present in the vertical navigation bar are filters which allow users to:

- Filter for a specific (i) business day and if needed a specific (ii) hour;
- Filter on specific (iii) hubs or (iv) borders

The filter functionality allows users to target their dataset of interest and is beneficial in terms of performance.

The user can choose between Core capacity calculation processes IDCC(a), IDCC(b), IDCC(c), IDCC(d) and IDCC(e) or Intraday Auctions in the three horizons IDA1 (15:00 D-1), IDA2 (22:00 D-1) and IDA3 (10:00 D) (v):

- IDCC(a): Related to the day-ahead leftover capacity calculation (provided to SIDC at 14:45 before IDA1).
- IDCC(b): Related to the IDCC (b) capacity calculation (provided to SIDC at 21:45 before IDA2).
- IDCC(c): Related to the IDCC (c) capacity calculation (provided to SIDC at 04:30)
- IDCC(d): Related to the IDCC (d) capacity calculation (provided to SIDC at 09:45 before IDA3).
- IDCC(e): Related to the IDCC(e) capacity calculation (provided to SIDC at 16:00)
- IDA1: Related to the Intraday Auctions at 15:00 D-1
- IDA2: Related to the Intraday Auctions at 22:00 D-1
- IDA3: Related to the Intraday Auctions at 10:00 D



**JAO**  
Joint Allocation Office

**JAO Publication Tool**  
Core ID CCR DEV

DATE (i)  
2023-10-17

(ii)  
HOUR MINUTE - HOUR MINUTE  
0 0 - 23 45

HUB (iii)  
None available

BORDER (iv)  
All

CAPACITY CALCULATION  
IDCC (a) (v)  
IDCC (b)  
IDCC (c)

CAPACITY ALLOCATION  
IDA 1 IDA 2 IDA 3

Core ID

- Initial ATC for SIDC
- Initial NTC for SIDC
- Final ATC for SIDC
- Final NTC for SIDC
- Allocation Constraints
- Validation Reductions ATC

### 3 Downloading data

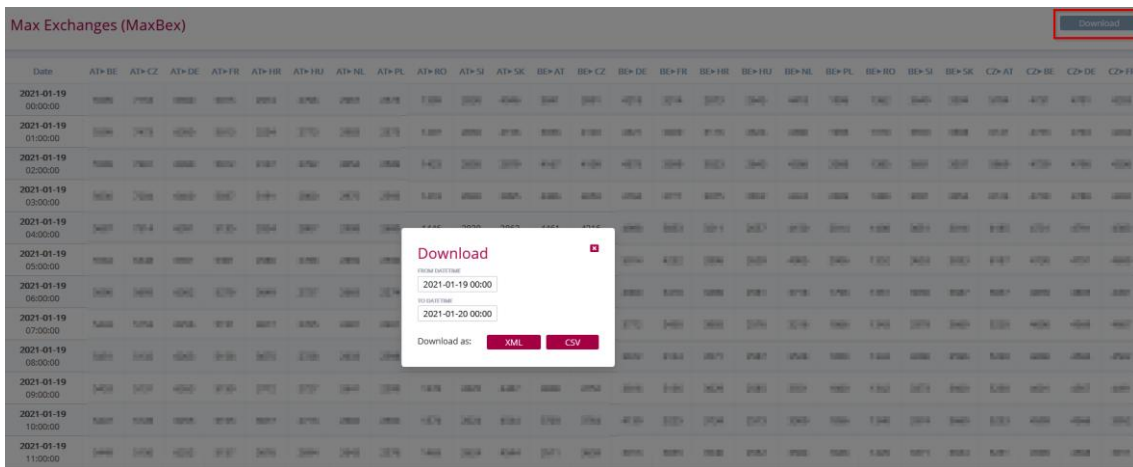
Users are able to download data in two formats (CSV or XML) via the “Download” button on the right upper corner. Users may opt to download data covering a range of days or a single day. If preferred, further filtering option to download specific time period is also available.

A download option for the Border Data Overview page is not planned as it is an overview page.

The main date filter in the navigation bar allows users to select and display data for a given day. Displaying multiple days in the GUI is not foreseen due to large volume of data (especially for domain pages).

The download option allows users additional filter functionality, users have an option to:

- Download a larger dataset (>24 hours)
- Download a shorter dataset (<24 hours)



Note: UTC is applied in the downloads, and hence can differ from the value observed in the GUI which is based on CET.

### 4 Filter functionality: Domain pages

In the Domain pages (Initial and Final), users are able to filter within following fields:

- CNE name – keyword-based search
- TSO – picklist allowing user to select TSO(s)
- Hub from / Hub to - picklist allowing user to select multiple hubs (from/to)
- Contingency – keyword-based search
- Pre-solved - Check box allowing user to select true or false

The filter selection will not have an effect on the downloading of data, here all the results are downloaded depending on the selected time period.

**SEARCH** ▾

CNE NAME

TSO

HUB FROM

HUB TO

CONTINGENCY

PRESOLVED  TRUE  FALSE  UNSET

TOTAL ROWS WITHOUT FILTER: 0

TOTAL ROWS WITH FILTER: 0

DISPLAYED ROWS: 0

## Final Computation

[Download](#)

**SEARCH** ▾

CNE NAME

TSO

HUB FROM

HUB TO

CONTINGENCY

PRESOLVED  TRUE  FALSE  UNSET

TOTAL ROWS WITHOUT FILTER: 15642  
TOTAL ROWS WITH FILTER: 15642  
DISPLAYED ROWS: 100

Information on the CNE											Information on the Contingency					
Date	TSO	CNE_Name	EIC_Code	Direction	Hub From	Hub To	Substation From	Substation To	ElementType	FmaxType	TSO	Contingency Name	BranchName	EIC_Code	Hub From	Hub To
2022-12-05 00:00:00	APG	Salzburg - Tauern 231A	14T-220-0-0231AB	DIRECT	AT	AT	Salzburg	Tauern	Line	SEASONAL	APG	Salzburg - Tauern 232A	Salzburg - Tauern 232A	14T-220-0-0232A8	AT	AT
2022-12-05 00:00:00	APG	Salzburg - Tauern 231A	14T-220-0-0231AB	OPPOSITE	AT	AT	Salzburg	Tauern	Line	SEASONAL	APG	Salzburg - Tauern 232A	Salzburg - Tauern 232A	14T-220-0-0232A8	AT	AT
2022-12-05 00:00:00	APG	Salzburg - Tauern 232A	14T-220-0-0232A8	DIRECT	AT	AT	Salzburg	Tauern	Line	SEASONAL	APG	Salzburg - Tauern 231A	Salzburg - Tauern 231A	14T-220-0-0231AB	AT	AT
2022-12-05 00:00:00	APG	Salzburg - Tauern 232A	14T-220-0-0232A8	OPPOSITE	AT	AT	Salzburg	Tauern	Line	SEASONAL	APG	Salzburg - Tauern 231A	Salzburg - Tauern 231A	14T-220-0-0231AB	AT	AT
2022-12-05 00:00:00	APG	St. Peter 2 - Altheim 233_230	10T-AT-DE-00001B	DIRECT	AT	DE	St. Peter 2	Altheim	TieLine	SEASONAL	APG	St. Peter 2 - Salzburg 456	St. Peter 2 - Salzburg 456	14T-220-0-00456D	AT	AT
2022-12-05	APG	St. Peter 2 - Altheim	10T-AT-DE-	OPPOSITE	AT	DE	St. Peter 2	Altheim	TieLine	SEASONAL	APG	St. Peter 2 -	St. Peter 2 -	14T-220-0-00456D	AT	AT

## 5 Publication Overview - IDCC

In the Intraday capacity calculation, it can happen that in each combination set of net positions at least one CNEC has a negative RAM. FB domains with this characteristic are called “empty domains”. Empty domains can still provide capacities in certain trading directions but are mathematically not well formed. Therefore, certain indicators like which constraints are presolved, Max Net Positions or Max Exchanges are not computed and therefore not published for hours with an empty domain.

In hours in which the DA market clearing point is outside of the ID FB domain (at least one CNEC has a negative RAM) but the domain is at the same time well formed (it is not empty) it can happen that Max Exchanges cannot be calculated for all borders or are negative. In this situation the Max Net Positions can be calculated for all hubs, but some Minimum Net Positions will be positive, and some Maximum Net Positions will be negative.

## 5.1 IDCC(a) - Day-ahead leftover capacities

### 5.1.1 Initial ATCs for SIDC

This page displays the initial leftover available transmission capacity after the day-ahead market before TSO validation for defined borders in both directions in MW.

Initial ATCs for SIDC [Download](#)

During the preparations for the go-live of IDCC(b), a data misalignment in the input to the process caused the results for BD20240329-BD20240409 to be non-representative. For this reason, Core TSOs have removed these non-representative results from the JAO publication tool.  
This is the initial ATC before validation and final ATC calculation.

Date	AT>CZ	AT>DE	AT>HU	AT>SI	BE>DE	BE>FR	BE>NL	CZ>AT	CZ>DE	CZ>PL	CZ>SK	DE>AT	DE>BE	DE>CZ	DE>FR	DE>NL	DE>PL	FR>BE	FR>DE	HR>HU	HR>SI	HU>AT	HU>HR	HU>R
2024-04-10 00:00:00	0	386	0	36	1524	1568	714	0	1015	971	0	0	0	0	0	1239	0	0	313	0	295	1930	101	4
2024-04-10 00:15:00	0	386	0	36	1524		714	0				0	0			1239				0	295	1930	101	4
2024-04-10 00:30:00	0	386	0	36	1524	1568	714	0				0	0	0	0	1239		0	313	0	295	1930	101	4
2024-04-10 00:45:00	0	386	0	36	1524		714	0				0	0			1239				0	295	1930	101	4
2024-04-10 01:00:00	0	105	0	7	1999	667	817	0	1238	312	0	0	0	0	0	728	0	0	364	0	390	1899	333	4
2024-04-10 01:15:00	0	105	0	7	1999		817	0				0	0			728				0	390	1899	333	4
2024-04-10 01:30:00	0	105	0	7	1999	667	817	0				0	0	0	0	728		0	364	0	390	1899	333	4
2024-04-10 01:45:00	0	105	0	7	1999		817	0				0	0			728				0	390	1899	333	4
2024-04-10 02:00:00	0	43	0	5	1998	1850	1123	0	0	131	0	0	0	0	0	656	0	0	901	0	446	2140	369	9
2024-04-10 02:15:00	0	43	0	5	1998		1123	0				0	0			656				0	446	2140	369	9
2024-04-10 02:30:00	0	43	0	5	1998	1850	1123	0				0	0	0	0	656		0	901	0	446	2140	369	9
2024-04-10 02:45:00	0	43	0	5	1998		1123	0				0	0			656				0	446	2140	369	9
2024-04-10 03:00:00	0	14	0	0	1090	1363	997	101	427	43	13	0	29	0	27	889	0	39	375	0	661	1896	525	33
2024-04-10 03:15:00	0	14	0	0	1090		997	101				0	29			889				0	661	1896	525	33
2024-04-10 03:30:00	0	14	0	0	1090	1363	997	101				0	29		27	889		39	375	0	661	1896	525	33

Publication time: before 14:30 (D-1)

### 5.1.2 Initial NTCs for SIDC

This page displays the initial leftover net transmission capacity after the day-ahead market before TSO validation for defined borders in both directions in MW.

Initial NTC for SIDC [Download](#)

During the preparations for the go-live of IDCC(b), a data misalignment in the input to the process caused the results for BD20240329-BD20240409 to be non-representative. For this reason, Core TSOs have removed these non-representative results from the JAO publication tool.

Date	AT>CZ	AT>DE	AT>HU	AT>SI	BE>DE	BE>FR	BE>NL	CZ>AT	CZ>DE	CZ>PL	CZ>SK	DE>AT	DE>BE	DE>CZ	DE>FR	DE>NL	DE>PL	FR>BE	FR>DE	HR>HU	HR>SI	HU>AT	HU>HR	HU>F
2024-04-10 00:00:00	-766	-1734	1916	1876	1000	295	264	767	-338	414	569	2121	525	1354	-1610	452	797	1274	1925	-658	-392	15	761	131!
2024-04-10 00:15:00	-766	-1734	1916	1876	1000		264	767				2121	525			452				-658	-392	15	761	131!
2024-04-10 00:30:00	-766	-1734	1916	1876	1000	295	264	767				2121	525		-1610	452		1274	1925	-658	-392	15	761	131!
2024-04-10 00:45:00	-766	-1734	1916	1876	1000		264	767				2121	525			452				-658	-392	15	761	131!
2024-04-10 01:00:00	-592	-1856	1843	1827	1000	-379	548	593	-130	-274	560	1962	1000	1369	-1464	41	783	1047	1829	-629	-215	58	963	124!
2024-04-10 01:15:00	-592	-1856	1843	1827	1000		548	593				1962	1000			41				-629	-215	58	963	124!
2024-04-10 01:30:00	-592	-1856	1843	1827	1000	-379	548	593				1962	1000		-1464	41		1047	1829	-629	-215	58	963	124!
2024-04-10 01:45:00	-592	-1856	1843	1827	1000		548	593				1962	1000			41				-629	-215	58	963	124!
2024-04-10 02:00:00	-496	-1550	1763	1740	1000	878	625	497	-1098	-365	557	1595	999	1099	-873	259	601	974	1775	-512	-52	378	883	127!
2024-04-10 02:15:00	-496	-1550	1763	1740	1000		625	497				1595	999			259				-512	-52	378	883	127!
2024-04-10 02:30:00	-496	-1550	1763	1740	1000	878	625	497				1595	999		-873	259		974	1775	-512	-52	378	883	127!
2024-04-10 02:45:00	-496	-1550	1763	1740	1000		625	497				1595	999			259				-512	-52	378	883	127!
2024-04-10 03:00:00	-399	-1273	1704	1629	1000	-435	127	502	-461	-410	491	1289	121	889	-1224	567	435	1839	1627	-477	158	193	1004	126!
2024-04-10 03:15:00	-399	-1273	1704	1629	1000		127	502				1289	121			567				-477	158	193	1004	126!
2024-04-10 03:30:00	-399	-1273	1704	1629	1000	-435	127	502				1289	121		-1224	567		1839	1627	-477	158	193	1004	126!

Publication time: before 14:30 (D-1)

### 5.1.3 Final ATCs for SIDC

This page displays the final leftover available transmission capacity after the day-ahead market after TSO validation for defined borders in both directions in MW.

#### Final ATC for SIDC

[Download](#)

During the preparations for the go-live of IDCC(b), a data misalignment in the input to the process caused the results for BD20240329-BD20240409 to be non-representative. For this reason, Core TSOs have removed these non-representative results from the JAO publication tool.

Date	AT>CZ	AT>DE	AT>HU	AT>SI	BE>DE	BE>FR	BE>NL	CZ>AT	CZ>DE	CZ>PL	CZ>SK	DE>AT	DE>BE	DE>CZ	DE>FR	DE>NL	DE>PL	FR>BE	FR>DE	HR>HU	HR>SI	HU>AT	HU>HR	HU>R
2024-04-10 00:00:00	0	0	0	0	1524	1487	811	0	998	1076	0	0	0	0	0	1191	0	0	356	0	293	0	149	4
2024-04-10 00:15:00	0	0	0	0	1524		811	0				0	0			1191				0	293	0	149	4
2024-04-10 00:30:00	0	0	0	0	1524	1487	811	0				0	0		0	1191	0	0	356	0	293	0	149	4
2024-04-10 00:45:00	0	0	0	0	1524		811	0				0	0			1191				0	293	0	149	4
2024-04-10 01:00:00	0	0	0	0	1999	789	925	0	1220	396	0	0	0	0	0	859	0	0	407	0	408	0	349	4
2024-04-10 01:15:00	0	0	0	0	1999		925	0				0	0			859				0	408	0	349	4
2024-04-10 01:30:00	0	0	0	0	1999	789	925	0				0	0		0	859	0	0	407	0	408	0	349	4
2024-04-10 01:45:00	0	0	0	0	1999		925	0				0	0			859				0	408	0	349	4
2024-04-10 02:00:00	0	0	0	0	1998	1878	1169	0	0	171	0	0	0	0	0	677	0	0	994	0	457	0	378	9
2024-04-10 02:15:00	0	0	0	0	1998		1169	0				0	0			677				0	457	0	378	9
2024-04-10 02:30:00	0	0	0	0	1998	1878	1169	0				0	0		0	677	0	0	994	0	457	0	378	9
2024-04-10 02:45:00	0	0	0	0	1998		1169	0				0	0			677				0	457	0	378	9
2024-04-10 03:00:00	0	0	0	0	1090	1708	1111	0	535	52	16	0	29	0	27	986	0	39	420	0	658	0	523	33
2024-04-10 03:15:00	0	0	0	0	1090		1111	0				0	29			986				0	658	0	523	33
2024-04-10 03:30:00	0	0	0	0	1090	1708	1111	0				0	29		27	986	0	39	420	0	658	0	523	33

Publication time: before 14:30 (D-1)

### 5.1.4 Final NTCs for SIDC

This page displays the final leftover net transmission capacity after the day-ahead market after TSO validation for defined borders in both directions in MW.

#### Final NTC for SIDC

[Download](#)

During the preparations for the go-live of IDCC(b), a data misalignment in the input to the process caused the results for BD20240329-BD20240409 to be non-representative. For this reason, Core TSOs have removed these non-representative results from the JAO publication tool.

Date	AT>CZ	AT>DE	AT>HU	AT>SI	BE>DE	BE>FR	BE>NL	CZ>AT	CZ>DE	CZ>PL	CZ>SK	DE>AT	DE>BE	DE>CZ	DE>FR	DE>NL	DE>PL	FR>BE	FR>DE	HR>HU	HR>SI	HU>AT	HU>HR	HU>R
2024-04-10 00:00:00	-766	-2120	1916	1840	1000	215	361	767	-355	520	569	2121	525	1354	-1610	404	797	1274	1967	-658	-394	-1915	808	1315
2024-04-10 00:15:00	-766	-2120	1916	1840	1000		361	767				2121	525			404				-658	-394	-1915	808	1315
2024-04-10 00:30:00	-766	-2120	1916	1840	1000	215	361	767				2121	525		-1610	404		1274	1967	-658	-394	-1915	808	1315
2024-04-10 00:45:00	-766	-2120	1916	1840	1000		361	767				2121	525			404				-658	-394	-1915	808	1315
2024-04-10 01:00:00	-592	-1961	1843	1819	1000	-257	656	593	-148	-189	560	1962	1000	1369	-1464	172	783	1047	1873	-629	-197	-1842	979	1247
2024-04-10 01:15:00	-592	-1961	1843	1819	1000		656	593				1962	1000			172				-629	-197	-1842	979	1247
2024-04-10 01:30:00	-592	-1961	1843	1819	1000	-257	656	593				1962	1000		-1464	172		1047	1873	-629	-197	-1842	979	1247
2024-04-10 01:45:00	-592	-1961	1843	1819	1000		656	593				1962	1000			172				-629	-197	-1842	979	1247
2024-04-10 02:00:00	-496	-1594	1763	1734	1000	906	671	497	-1098	-325	557	1595	999	1099	-873	279	601	974	1868	-512	-41	-1762	892	1275
2024-04-10 02:15:00	-496	-1594	1763	1734	1000		671	497				1595	999			279				-512	-41	-1762	892	1275
2024-04-10 02:30:00	-496	-1594	1763	1734	1000	906	671	497				1595	999		-873	279		974	1868	-512	-41	-1762	892	1275
2024-04-10 02:45:00	-496	-1594	1763	1734	1000		671	497				1595	999			279				-512	-41	-1762	892	1275
2024-04-10 03:00:00	-399	-1288	1704	1629	1000	-90	241	400	-353	-401	494	1289	121	889	-1224	664	435	1839	1673	-477	155	-1703	1002	1265
2024-04-10 03:15:00	-399	-1288	1704	1629	1000		241	400				1289	121			664				-477	155	-1703	1002	1265
2024-04-10 03:30:00	-399	-1288	1704	1629	1000	-90	241	400				1289	121		-1224	664		1839	1673	-477	155	-1703	1002	1265

Publication time: before 14:30 (D-1)



### 5.1.7 Applied Fallbacks

This page displays MTUs in which a fallback was applied during capacity calculation due to technical or other issues in the daily process.

#### Applied Fallbacks

Date (CET)	Computation	Type
2025-08-01 00:00:00	Initial	Normal
2025-08-01 00:00:00	Final	Normal
2025-08-01 01:00:00	Final	Normal
2025-08-01 01:00:00	Initial	Normal
2025-08-01 02:00:00	Initial	Normal
2025-08-01 02:00:00	Final	Normal
2025-08-01 03:00:00	Final	Normal
2025-08-01 03:00:00	Initial	Normal

## 5.2 IDCC (b) capacity calculation

### 5.2.1 Core Market Graphs

The “Core Market Graphs” page shows for the selected day for each Core hub, a graph with the “Min/Max net pos” and “Max exchanges (Maxbex)” that are possible within the final FB domain. Users are able to de/select specific hubs on top of the page.



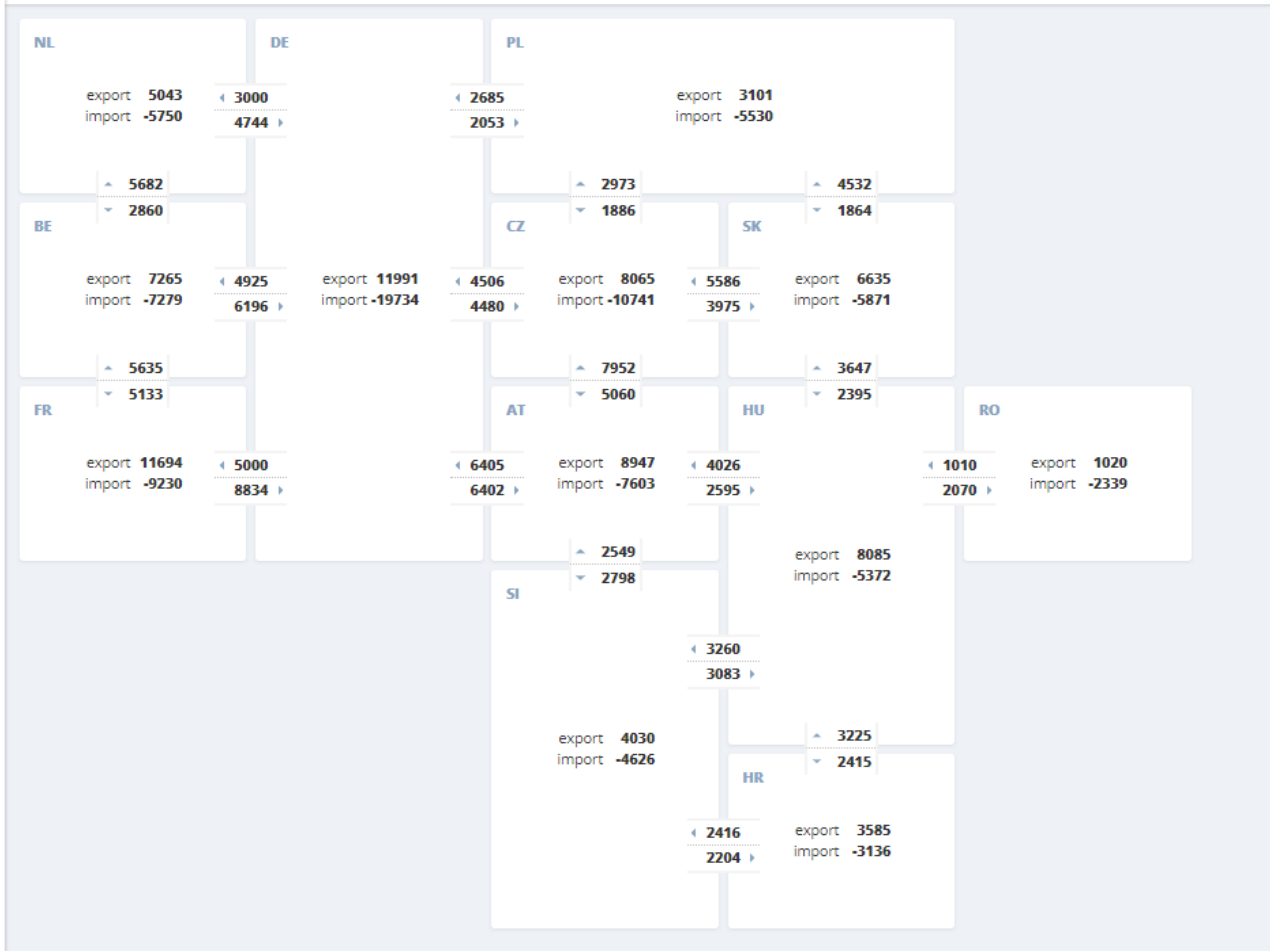
Note: This view illustrates the limits of the final FB domain. As long as ID capacities are allocated in form of ATCs and not FB domains it is possible that those limits cannot be reached during the capacity allocation process. The ATCs used for capacity allocation are extracted from the FB domain as described in the ID capacity calculation methodology and are therefore more or less restrictive than the ID FB domain.

Publication time: before 22:00 (D-1)

### 5.2.2 Core Map

The “Core map” displays the maximum possible bilateral exchanges between each border and the minimum and maximum net positions of each hub on a map representing the Core configuration. The data corresponds to the hour and Business Day as selected in the filter from the final flow-based computation.

#### Core max net positions and bilateral exchanges



Note: This view illustrates the limits of the final FB domain. As long as ID capacities are allocated in form of ATCs and not FB domains it is possible that those limits cannot be reached during the capacity allocation process. The ATCs used for capacity allocation are extracted from the FB domain as described in the ID capacity calculation methodology and are therefore more or less restrictive than the ID FB domain.

Publication time: 22:00 (D-1)

### 5.2.3 Max Net Positions

This page displays the minimum and maximum Core net positions in MW of each hub for each hour of the day. These indicators are extracted from the final flow-based domain.

**Max Net Positions** [Download](#)

Date	Min ALBE	Min ALDE	Min AT	Min BE	Min CZ	Min DE	Min FR	Min HR	Min HU	Min NL	Min PL	Min RO	Min SI	Min SK	Max ALBE	Max ALDE	Max AT	Max BE	Max CZ	Max DE	Max FR	Max HR	Max HU	Max NL	Max PL	Max RO	Max SI
2022-11-30 00:00:00	-1000	-1000	-7525	-10077	-9975	-20639	-9197	-5739	-6209	-4896	-5159	-1407	-5813	-7473	1000	1000	6318	7157	11032	14090	15486	3595	9501	5750	3899	2213	4518
2022-11-30 01:00:00	-1000	-1000	-7477	-9974	-9828	-21030	-9033	-5622	-5173	-3662	-5101	-1287	-5970	-7668	1000	1000	6186	7158	11057	12505	16117	2832	9693	5750	3865	1511	4312
2022-11-30 02:00:00	-1000	-1000	-7304	-10144	-9800	-21005	-9259	-5626	-5529	-4394	-4953	-1381	-6054	-7677	1000	1000	6093	7718	10936	13027	15955	3145	9812	5750	3814	1707	4205
2022-11-30 03:00:00	-1000	-1000	-6628	-10094	-9885	-20705	-10900	-5819	-6262	-4751	-5014	-1561	-5940	-7759	1000	1000	6858	7916	11003	13884	14774	3672	9951	5750	3849	2240	4367
2022-11-30 04:00:00	-1000	-1000	-7237	-10169	-9791	-20173	-10898	-5692	-5340	-5307	-5278	-1483	-5742	-7779	1000	1000	6441	7822	11215	14700	14680	3076	9933	5750	3884	1531	4584
2022-11-30 05:00:00	-1000	-1000	-7552	-10068	-9899	-19496	-11280	-5664	-5365	-5714	-5503	-2085	-5312	-7726	1000	1000	6354	7821	11236	14693	14447	3718	10010	5376	3895	1210	5070
2022-11-30 06:00:00	-1000	-1000	-8166	-10241	-9786	-20731	-10431	-5225	-4414	-2601	-5446	-2417	-5256	-7823	1000	1000	5997	7576	11014	9084	15123	2872	10288	5750	4176	157	5051
2022-11-30 07:00:00	-1000	-1000	-8937	-9982	-8956	-19087	-10088	-5462	-3133	-3410	-4984	-1884	-4285	-7751	1000	1000	4060	8009	10745	13131	14796	841	9814	5750	4501	-486	4738
2022-11-30 08:00:00	-1000	-1000	-9878	-9921	-9072	-17766	-9667	-5444	-3178	-3644	-4997	-2207	-4812	-7802	1000	1000	3837	7532	10797	13840	14943	1430	10091	5390	4439	-678	4974
2022-11-30 09:00:00	-1000	-1000	-9577	-9572	-9304	-18572	-9673	-5637	-3868	-3383	-4997	-2233	-4950	-7733	1000	1000	4136	6978	10780	12896	14819	2027	10129	5476	4435	-193	5213
2022-11-30 10:00:00	-1000	-1000	-9428	-9716	-9203	-18735	-9751	-5357	-2895	-2969	-4977	-2273	-4076	-7978	1000	1000	4191	7558	10770	12995	14923	914	10081	5262	4599	-932	4876
2022-11-30 11:00:00	-1000	-1000	-9247	-9609	-9052	-18432	-10391	-5505	-2513	-2804	-4975	-1873	-2983	-7789	1000	1000	4108	7547	10779	13063	14181	-964	9922	5616	4571	-840	4673
2022-11-30 12:00:00	-1000	-1000	-9485	-9662	-9308	-18657	-9419	-5332	-2883	-2727	-4998	-2086	-3827	-7932	1000	1000	4155	7464	10761	12795	14791	484	9986	5000	4484	-777	4882

Note: This table illustrates the limits of the final FB domain. As long as ID capacities are allocated in form of ATCs and not FB domains it is possible that those limits cannot be reached during the capacity allocation process. The ATCs used for capacity allocation are extracted from the FB domain as described in the ID capacity calculation methodology and are therefore more or less restrictive than the ID FB domain.

Publication time: before 22:00 (D-1)

### 5.2.4 Max Exchanges (Maxbex)

This page displays the maximum bilateral exchanges within the final FB domain between two CORE hubs with the assumption that the other net positions are zero.

**Max Exchanges (MaxBex)** [Download](#)

Date	AT>BE	AT>CZ	AT>DE	AT>FR	AT>HR	AT>HU	AT>NL	AT>PL	AT>RO	AT>SI	AT>SK	BE>AT	BE>CZ	BE>DE	BE>FR	BE>HR	BE>HU	BE>NL	BE>PL	BE>RO	BE>SI	BE>SK	CZ
2022-11-30 00:00:00	2903	3835	2833	2880	4075	2284	2936	1924	741	2952	1590	5568	4630	5705	5696	3867	3180	4025	2228	748	3861	1978	45
2022-11-30 01:00:00					4040				593		-3388					3834					599		
2022-11-30 02:00:00					3980			-2607	703		-2166					3777					710	4102	-2698
2022-11-30 03:00:00	3391	3563	3363	3225	4047	2164	3478	1744	885	3228	1451	4476	4490	5744	6683	3840	3069	3512	1743	894	4222	1808	35
2022-11-30 04:00:00					4226				854		-3210					4009					862		-3996
2022-11-30 05:00:00					3883				1713							4225						1729	
2022-11-30 06:00:00																						1756	

Note: This table illustrates the limits of the final FB domain. As long as ID capacities are allocated in form of ATCs and not FB domains it is possible that those limits cannot be reached during the capacity allocation process. The ATCs used for capacity allocation are extracted from the FB domain as described in the ID capacity calculation methodology and are therefore more or less restrictive than the ID FB domain.

Publication time: before 22:00 (D-1)

### 5.2.5 Initial Computation

This page contains the flow-based parameters of the selected business day and hour of the initial flow-based computation (RefProg balanced).

Details of each column:

- Date: Business Day and hour

*Information on the CNE:*

- TSO: Indicating the TSO defining the CNE
- CNE\_Name: the human readable name of the CNE as per the naming conventions defined in 9.1
- EIC\_Code: EIC Code of the Critical Network Element
- Direction: Direction of the flow [DIRECT] or [OPPOSITE]
- Hub From: The Hub the CNE is connected from
- Hub To: The Hub the CNE is connected to
- Substation From: The location (substation the CNE is connected from)
- Substation To: The location (substation the CNE is connected to)
- ElementType: Asset Type of the CNE, e.g. Busbar, DC-Link, Generation, Line, Load, PST, Tieline, Transformer
- FmaxType: The Method for determining the I<sub>max</sub> i.e. Type of maximum admissible power flow, e.g. Fixed, Dynamic, Seasonal

Please note: External constraints are also displayed in this page.

*Information on the Contingency:*

- TSO: Indicating the TSO defining the Contingency
- Contingency Name: The readable name of the Contingency indicating [Hub from – Hub to]
- BranchName: In case of multibe branch contingency the name of each branch
- EIC\_Code: EIC Code of the Critical Network Element
- Hub From: The Hub the Contingency is connected from
- Hub To: The Hub the Contingency is connected to
- Substation From: The location (substation the Contingency is connected from)
- Substation To: The location (substation the Contingency is connected to)
- ElementType: Asset Type of the CNE, e.g. Busbar, DC-Link, Generation, Line, Load, PST, Tieline, Transformer

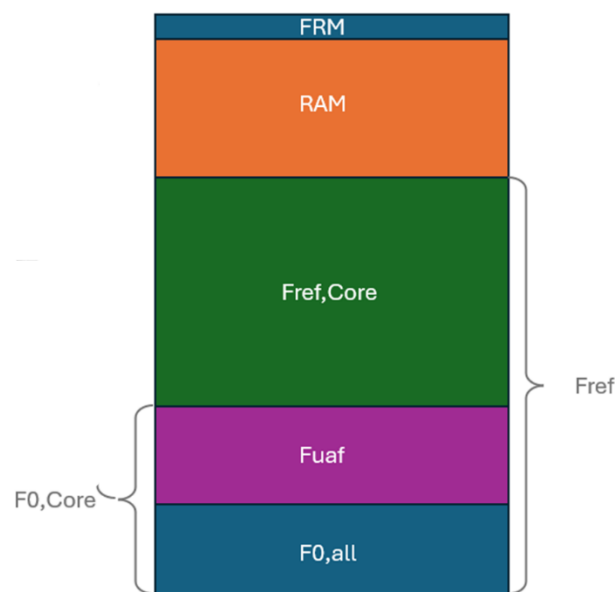
In case a Contingency consists of multiple branches, each branch is displayed as one row associated to the CNE to which the Contingency is applied.

Information on the Contingency								
TSO	Contingency Name	BranchName	EIC_Code	Hub From	Hub To	Substation From	Substation To	ElementType
APG	Ernsthofen 2 - Weissenbach 202	Ernsthofen 2 - Weissenbach 202	14T-220-0-002027	AT	AT	Ernsthofen 2	Weissenbach	A02
APG	Ernsthofen 2 - Weissenbach 202	Ernsthofen 2 - Weissenbach 202	14T-220-0-002027	AT	AT	Ernsthofen 2	Weissenbach	A02
APG	Tauern - Tauern TAPST	Tauern - Tauern TAPST	14T-22220-TAPSTO	AT	AT	Tauern	Tauern	A06
APG	Tauern - Tauern TAPST	Tauern - Tauern TAPST	14T-22220-TAPSTO	AT	AT	Tauern	Tauern	A06
APG	Ernsthofen 2 - Weissenbach 202	Ernsthofen 2 - Weissenbach 202	14T-220-0-002027	AT	AT	Ernsthofen 2	Weissenbach	A02

*Detailed breakdown of RAM:*

- Presolved: if the value is TRUE then the corresponding CNEC constrains the flow-based domain, FALSE means a redundant CNEC not constraining the flow-based domain
- RAM: remaining available margin in MW;
- I<sub>max</sub>: the maximum admissible current in A

- U: reference voltage of the CNEC in kV
- Fmax: the maximum allowable power flow of the corresponding CNEC in MW
- FRM: flow reliability margin in MW
- F\_ref: the flow per CNEC resulting from loop flows, internal flows, and commercial exchanges within and outside the Core CCR (which already contains the flows originated by SDAC process, and partially from the SIDC process – D-1 16h)
- F\_refcore: the flow per CNEC resulting from commercial exchanges within the Core region in MW
- F0core: the flow per CNEC in the situation without commercial exchanges within the Core CCR in MW
- F0all: the flow per CNEC in a situation without any commercial exchange between bidding zones within Continental Europe and between bidding zones within Continental Europe and bidding zones of other synchronous areas in MW (i.e. loop and internal flows)
- F\_uaf: the flow per CNEC resulting from assumed commercial exchanges outside the Core region in MW
- IVA: individual value adjustment resulting from individual TSO validation process in MW
- One column per hub with the Power Transfer Distribution Factor value (PTDF\_ALBE; PTDF\_ALDE; PTDF\_AT; PTDF\_CZ; PTDF\_BE; PTDF\_DE; PTDF\_FR; PTDF\_HR; PTDF\_HU; PTDF\_NL; PTDF\_PL; PTDF\_RO ;PTDF\_SI; PTDF\_SK)



Please note the attribute IVA, is empty/zero because IVAs are determined later on in the capacity calculation process, and hence only relevant for the Final Computation page.

**Scope of network elements:** please note that the list of NECs (network elements combined with a contingency) displayed in the domain pages contains more than only CNECs. Hereby an enumeration of other network elements currently displayed:

- Network elements which got filtered out following the 5% PTDF rule. These are not part of the pre-solved dataset;
- Network elements with  $I_{max} = 9999$  and that can appear at first sight as duplicates of CNECs. These CNECs relate to borders between Core and non-Core countries and are technically part of the dataset as they are needed to calculate the non-core exchanges KPI;
- Technical parameters to properly bound the FB domain and thus part of the pre-solved dataset
  - 4 external constraints related to ALEGrO: External Constraint BE\_AL\_export, External Constraint BE\_AL\_import, External Constraint DE\_AL\_export, External Constraint DE\_AL\_import

Publication time: before 22:00 (D-1)

### 5.2.6 Validation Reductions

This page lists CNECs:

- for which capacity has been reduced as an outcome of the validation processes, including a justification for this reduction
- that have been added to the final list of CNECs during the validation processes, including a justification of the reasons of why adding a CNEC to ensure operational security. In this case the 'Returned Branch' attribute will contain a value.

The CNEC Name consists of the CNE / Contingency.  
Please note that the justification is sent by the TSOs themselves.

### Validation Reductions

Date	CNEC Name	TSO Name	Returned Branch	IVA (MW)	Justification
2022-12-05 05:00:00	PEHLIN - DIVACA / MELINA - DIVACA 400 KV DIVACA - MELINA	Hops	✗	0.37223142	IVA applied due to unsolvable overloads
2022-12-05 20:00:00	PEHLIN - DIVACA / MELINA - DIVACA 400 KV DIVACA - MELINA	Hops	✗	0.71528494	IVA applied due to unsolvable overloads

Publication time: before 22:00 (D-1)

#### 5.2.7 ATC based Validation Reductions

As per the ID CCM Annex 6 Core TSOs are allowed to perform an ATC based Validation of ID capacities. This page publishes which TSO limited ATCs on which border(s), the value of reduction and the reason.

Validation Reductions ATC Download

Date (CET)	AT-CZ			AT-DE			AT-HU			AT-SI			BE-DE			BE-FR			BE-NL			CZ-AT			CZ-DE			CZ-PL			CZ-SK		
	TSO	ATC	Reason	TSO	ATC	Reason	TSO	ATC	Reason	TSO	ATC	Reason	TSO	ATC	Reason	TSO	ATC	Reason	TSO	ATC	Reason	TSO	ATC	Reason	TSO	ATC	Reason	TSO	ATC	Reason			
2024-07-08 00:00:00	App	20	[AT-HU] Neusiedl - Gyöer 246B [DIR] [AT]   N-1 Györ - Wien				App	0	[AT-HU] Neusiedl - Gyöer 246B [DIR] [AT]   N-1 Györ - Wien																								
2024-07-08 00:15:00	App	20	[AT-HU] Neusiedl - Gyöer 246B [DIR] [AT]   N-1 Györ - Wien				App	0	[AT-HU] Neusiedl - Gyöer 246B [DIR] [AT]   N-1 Györ - Wien																								
2024-07-08 00:30:00	App	20	[AT-HU] Neusiedl - Gyöer 246B [DIR] [AT]   N-1 Györ - Wien				App	0	[AT-HU] Neusiedl - Gyöer 246B [DIR] [AT]   N-1 Györ - Wien																								
2024-07-08 00:45:00	App	20	[AT-HU] Neusiedl - Gyöer 246B [DIR] [AT]   N-1 Györ - Wien				App	0	[AT-HU] Neusiedl - Gyöer 246B [DIR] [AT]   N-1 Györ - Wien																								
2024-07-08 01:00:00	App	21	[AT-HU] Neusiedl - Gyöer 246B [DIR] [AT]   N-1 Györ - Wien				App	0	[AT-HU] Neusiedl - Gyöer 246B [DIR] [AT]   N-1 Györ - Wien																								
2024-07-08 01:15:00	App	21	[AT-HU] Neusiedl - Gyöer 246B [DIR] [AT]   N-1 Györ - Wien				App	0	[AT-HU] Neusiedl - Gyöer 246B [DIR] [AT]   N-1 Györ - Wien																								
2024-07-08 01:30:00	App	21	[AT-HU] Neusiedl - Gyöer 246B [DIR] [AT]   N-1 Györ - Wien				App	0	[AT-HU] Neusiedl - Gyöer 246B [DIR] [AT]   N-1 Györ - Wien																								

Publication time: before 22:00 (D-1)

#### 5.2.8 Final Computation

This page contains the final flow-based parameters of the selected business day and hour. The detailed data items are the ones as described in the chapter initial computation.5.2.5 Initial Computation

**Scope of network elements:** please note that the list of NECs (network elements combined with a contingency) displayed in the domain pages contains more than only CNECs. Hereby an enumeration of other network elements currently displayed:

- Network elements which got filtered out following the 5% PTDF rule. These are not part of the pre-solved dataset;
- Network elements with  $I_{max} = 9999$  and that can appear at first sight as duplicates of CNECs. These CNECs relate to borders between Core and non-Core countries and are technically part of the dataset as they are needed to calculate the non-core exchanges KPI;
- Technical parameters to properly bound the FB domain and thus part of the pre-solved dataset
  - 4 related to ALEGrO: External Constraint BE\_AL\_export, External Constraint BE\_AL\_import, External Constraint DE\_AL\_export, External Constraint DE\_AL\_import

Publication time: before 22:00 (D-1)

### 5.2.9 Used grid model

Please note that the published load, generation and net positions are based on an AC loadflow solved grid model. Therefore, the generation + load is not necessarily equal to the net position of the hubs due to losses in the AC grid.

- “Vertical load” is the load as seen from the transmission grid in MW in the Common Grid Model
- “Generation” is the generation in MW in the Common Grid Model
- “Global net position” is the forecast of the overall balance of the countries in MW in the Common Grid Model

#### Information about the used grid model

Date	CGM per Hub (in MW)																									
	Vertical Load												Generation													
	AT	BE	CZ	DE/LU	FR	HR	HU	NL	PL	RO	SI	SK	AT	BE	CZ	DE/LU	FR	HR	HU	NL	PL	RO	SI	SK	AT	BE
2022-11-16 00:00:00	6895	7187	6253	15612	36458	1424	4204	7844	15622	5544	1200	1722	3290	6654	7127	25163	32229	1006	2871	7552	15439	6034	600	1957	-3605	-1425.1
2022-11-16 01:00:00	7093	6836	6233	14562	34569	1305	4060	7471	15227	5432	1163	1642	2929	6701	6577	24184	31102	1018	2868	6775	15270	6006	618	1959	-4164	-958.1
2022-11-16 02:00:00	7090	6375	6089	13419	33924	1211	3926	7368	14922	5439	1129	1644	2899	6523	6660	23661	29814	1051	2865	6748	15302	6008	648	1960	-4191	-741.9
2022-11-16 03:00:00	7043	6298	6005	13717	31034	1267	3948	7531	15031	5514	1143	1693	2876	6530	6641	22561	29661	1069	2969	6327	15304	6006	648	1861	-4167	-533.4
2022-11-16 04:00:00	7248	6371	6195	15220	30155	1260	4034	7666	15459	5776	1170	1734	2954	6612	6899	22768	30351	1080	3004	5951	15328	6045	652	1961	-4294	-320.7
2022-11-16 05:00:00	7205	6607	6677	17875	31615	1433	4283	7977	16394	6312	1308	1926	3048	6722	7689	25301	30754	1338	3131	6420	16242	6040	655	1970	-4157	-483
2022-11-16 06:00:00	7594	7601	7867	21291	36176	1758	4981	9575	19132	7000	1430	2298	3866	7690	8435	29989	32469	1743	3379	7666	18944	6612	662	1976	-3727	-219.3
2022-11-16 07:00:00	8384	8508	7972	25236	40484	2010	5281	10529	20729	7490	1192	2427	4351	7816	8720	34608	37679	1764	3461	8362	20567	6784	661	2071	-4033	-1233.3
2022-11-16 08:00:00	8545	8570	7953	26552	41738	2145	5342	11113	21424	7628	930	2488	4956	7942	9028	35325	38969	1790	3502	8948	21273	6803	663	1978	-3590	-1061.2
2022-11-16 09:00:00	8472	8372	8161	27123	41844	2210	5333	10969	21624	7505	900	2500	4867	8014	9140	35873	39554	1783	3530	8619	21479	6790	664	1993	-3605	-395.1
2022-11-16 10:00:00	8472	7764	8191	27546	40636	2207	5291	10429	21324	7386	1074	2440	4655	8154	9174	34543	38544	1786	3485	8658	21197	6839	663	1974	-3817	995.1
2022-11-16 11:00:00	8531	7670	8217	28846	39690	2243	5367	9739	21429	7320	1352	2463	4543	8171	9312	34429	38382	1740	3608	8589	21310	6882	663	1961	-3989	1073.2
2022-11-16 12:00:00	8343	7664	8248	29474	39180	2259	5428	9314	21467	7279	1544	2512	4455	8201	9344	34142	38332	1714	3563	8590	21368	6795	662	1961	-3889	1111.6
2022-11-16 13:00:00	8325	7717	8229	30327	37890	2208	5398	9537	21639	7206	1599	2500	4252	8118	9102	34518	37718	1705	3397	8612	21471	6718	662	1959	-4073	916.6

Note: in the Core day-ahead capacity calculation, the aggregated assumptions from each TSO / Hub are taken from individual grid models, which are dedicatedly created for the Core day-ahead capacity calculation process. For the intraday capacity calculation purpose, these individual models are not directly available, and thus the assumptions from the common Grid Model are taken.

During the merging process of combining all individual grid models to one common grid model, it may be required to alter either load or generation, which are then also reflected in the aggregated assumptions reported.

Publication time: before 22:00 (D-1)

### 5.2.10 RefProg

The RefProg page displays the exchange data per border that are used for merging of the European grid models including HVDC-interconnectors within the synchronous area in MW. Exchanges between two Core hubs, Core Hub between non-Core Hub, between non-Core hub and non-Core hub and exchanges on DC links are all derived from the common grid model.

RefProg

Date	AT>CZ	AT>HU	AT>SI	BA>HR	BE>DE	BE>NL	BE>UK	BG>TR	CH>AT	CH>DE	CH>FR	CH>IT	CZ>SK	DE>AT	DE>BE	DE>CZ
2022-11-16 00:00:00	-1756	-3	309	-114	-892.1	-1561	105.2	-92	-243	-800	-3700	2806	445	2700	892.1	945
2022-11-16 01:00:00	-1776	-205	108	-114	-823.1	-1123	72.9	125	-370	-800	-3700	2025	305	2961	823.1	1204
2022-11-16 02:00:00	-1834	-114	338	-112	-889.9	-1246	158.9	199	-490	-800	-3700	1860	363	2948	889.9	1114
2022-11-16 03:00:00	-1821	-203	-13	-74	-764.4	-658	446.2	264	-514	-800	-3699	1892	400	2960	764.4	1139
2022-11-16 04:00:00	-1753	-89	152	-86	-561.7	-51	261.1	315	-431	-800	-3700	1876	439	2951	561.7	1199
2022-11-16 05:00:00	-1739	64	104	-84	-598	-151	-2	-100	34	-800	-3700	2818	575	2835	598	1096
2022-11-16 06:00:00	-1446	47	47	234	-308.3	-668	-815.2	0	171	-800	-3700	3904	581	2478	308.3	1031
2022-11-16 07:00:00	-1439	89	4	240	-541.3	-467	-999.99	-100	368	-800	-3700	4120	609	2557	541.3	1119
2022-11-16 08:00:00	-1380	185	140	518	-433.2	-474	-999.99	-100	462	-800	-3700	4120	710	2322	433.2	942
2022-11-16 09:00:00	-1482	141	246	342	-37.1	-369	-999.99	-100	284	-800	-3700	4120	794	2516	37.1	1054
2022-11-16 10:00:00	-1499	34	304	378	605.1	-454	-999.99	-100	370	-800	-3700	4120	673	2554	605.1	1055
2022-11-16 11:00:00	-1586	43	422	419	571.2	-338	-999.99	-100	469	-800	-3700	4033	718	2670	-571.2	1084
2022-11-16 12:00:00	-1608	52	396	292	574.6	-338	-950.6	-100	270	-800	-3700	3970	745	2735	-574.6	1128
2022-11-16 13:00:00	-1545	26	256	334	515.0	-170	-939.7	0	304	-800	-3700	3995	704	2706	-515.0	1241
2022-11-16 14:00:00	-1557	113	209	342	128.5	-14	-999.99	0	105	-800	-3700	4120	717	2729	-128.5	1172

Publication time: before 22:00 (D-1)

5.2.11 Reference Net Position

This page displays the reference net position assumed for creating the CGM for non-core hubs in the common grid model which are the global Net Positions of these hubs.

Reference Net Position

Date	AL	BA	BG	CH	DK1	ES	GR	IT	ME	MK	PT	RS	TR	UA
2022-11-16 00:00:00	-309	307	1985	-1908	1471	4110	-1209	-7925	-45	-212	-1332	-13	-168	-199
2022-11-16 01:00:00	-310	342	2109	-2841	1507	3998	-860	-6982	-7	-207	-1207	-25	-522	-195
2022-11-16 02:00:00	-308	365	1858	-3312	1579	4084	-829	-6743	18	-208	-1308	-23	-674	-177
2022-11-16 03:00:00	-308	366	1740	-3099	1625	3922	-1176	-6894	32	-215	-1133	-67	-560	-168
2022-11-16 04:00:00	-307	353	1928	-3039	1639	3884	-1174	-6563	38	-113	-1132	-14	-682	-182
2022-11-16 05:00:00	-304	301	1376	-1635	1541	3821	-1781	-6864	32	-16	-1061	-26	-158	-236
2022-11-16 06:00:00	-240	319	1115	-400	1521	2781	-1239	-6156	-1	-18	-435	-31	-244	-329
2022-11-16 07:00:00	-235	306	1094	80	1292	1980	-551	-6298	18	-114	386	-37	-127	-396
2022-11-16 08:00:00	-212	262	1294	189	1216	1403	-454	-6553	20	-127	1048	-10	-100	-386
2022-11-16 09:00:00	-211	261	1562	-1	1242	2239	467	-7600	16	-118	282	-68	-87	-386
2022-11-16 10:00:00	-206	275	1703	107	1407	3176	94	-7995	-70	-104	-568	-21	-83	-374
2022-11-16 11:00:00	-200	272	1810	120	1337	3190	-63	-8104	-61	-92	-472	-13	-73	-370
2022-11-16 12:00:00	-202	198	1788	-154	1519	3449	461	-7665	-57	-106	-724	-44	-74	-360
2022-11-16 13:00:00	-199	200	1741	-98	1935	3263	765	-7172	-45	-110	-554	-67	-201	-355
2022-11-16 14:00:00	-238	198	1474	-186	1914	3221	129	-6610	-38	-118	-461	-35	-194	-352
2022-11-16 15:00:00	-163	227	1004	383	1862	3394	-564	-6300	18	-110	-570	-100	-88	-348

Publication time: before 22:00 (D-1)

### 5.2.12 Final ATCs for SIDC

This page displays the available transmission capacity extracted from the Final FB domain in both directions for defined borders in MW.

#### Final ATC for SIDC

[Download](#)

Date (CET)	AT>CZ	AT>DE	AT>HU	AT>SI	BE>DE	BE>FR	BE>NL	CZ>AT	CZ>DE	CZ>PL	CZ>SK	DE>AT	DE>BE	DE>CZ	DE>FR	DE>NL	DE>PL	FR>BE	FR>DE
2025-10-01 00:00:00	923	3059	-6	-3	1856	2005	3207	-245	-18	-3	-20	-343	98	637	937	2124	253	0	0
2025-10-01 00:15:00	950	3097	4	10	184	2335	3866	-273	-24	10	1	-382	476	643	283	2292	238	0	0
2025-10-01 00:30:00	952	2846	27	63	47	2387	3818	-199	-23	68	7	-279	898	652	189	2171	298	0	0
2025-10-01 00:45:00	963	2672	63	128	18	685	5051	-107	-15	133	18	-149	343	668	86	680	490	0	0
2025-10-01 01:00:00	1247	2767	126	209	57	1075	4852	-61	-27	129	36	-86	422	326	241	907	116	0	0
2025-10-01 01:15:00	1389	2656	163	238	16	1218	4764	-52	-23	162	47	-30	466	401	274	1024	143	0	0
2025-10-01 01:30:00	1547	2396	205	260	0	1403	4654	-58	-25	207	60	-33	511	505	314	1134	180	0	0
2025-10-01 01:45:00	1687	2206	221	270	0	1438	4433	-66	-29	243	66	-37	517	619	407	1128	220	0	0
2025-10-01 02:00:00	1117	1788	519	458	0	2169	4672	-48	-21	312	310	-27	642	568	421	1284	201	0	0
2025-10-01 02:15:00	1111	1788	524	463	0	2137	4664	-50	-22	309	312	-28	633	562	437	1282	199	0	0
2025-10-01 02:30:00	1077	1600	559	474	0	2268	4526	-47	-21	342	316	-27	656	622	503	1303	220	0	0
2025-10-01 02:45:00	1055	1557	561	477	0	2272	4387	-54	-24	340	323	-31	654	618	560	1223	219	0	0

Publication time: before 22:00 (D-1)

### 5.2.13 Final NTCs for SIDC

This page displays the net transmission capacity as calculated from the ATCs for SIDC and the already allocated capacities for both directions for defined borders in MW.

#### Final NTC for SIDC

[Download](#)

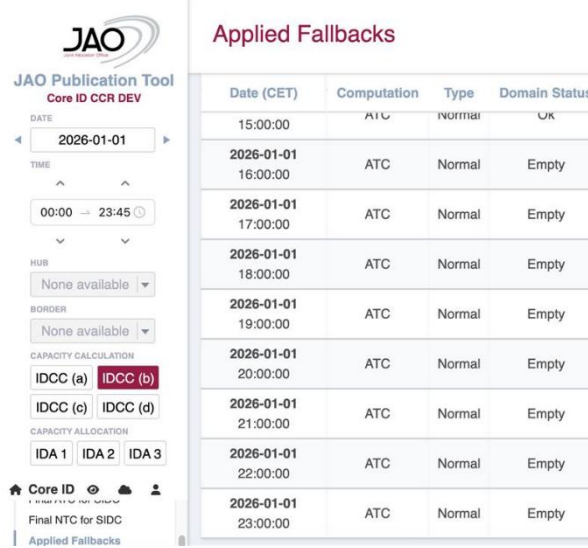
Date (CET)	AT>CZ	AT>DE	AT>HU	AT>SI	BE>DE	BE>FR	BE>NL	CZ>AT	CZ>DE	CZ>PL	CZ>SK	DE>AT	DE>BE	DE>CZ	DE>FR	DE>NL	DE>PL	FR>BE	FR>DE
2025-10-01 00:00:00	-505	922	1069	1336	995	-262	2036	1185	-725	242	785	1796	961	1346	-698	1629	1206	2268	1636
2025-10-01 00:15:00	-478	964	1051	1330	910	-733	1857	1157	-728	269	785	1753	-247	1349	-764	2346	1202	3069	1048
2025-10-01 00:30:00	-449	794	1058	1371	960	-852	1826	1204	-672	291	760	1775	-13	1303	-837	2433	1182	3240	1027
2025-10-01 00:45:00	-358	716	1047	1407	1000	-2544	3020	1216	-649	281	698	1809	-637	1304	-1027	794	1284	3230	1114
2025-10-01 01:00:00	-273	646	958	1470	1000	-1901	2900	1461	-625	232	739	2036	-520	926	-1182	525	943	2977	1424
2025-10-01 01:15:00	-97	638	969	1473	1000	-1748	2825	1436	-554	264	725	1991	-517	934	-1229	553	903	2967	1504
2025-10-01 01:30:00	84	489	952	1457	1000	-1535	2741	1407	-467	312	707	1876	-488	949	-1244	606	854	2939	1559
2025-10-01 01:45:00	232	372	937	1442	1000	-1475	2671	1391	-407	338	693	1799	-482	999	-1179	692	819	2914	1587
2025-10-01 02:00:00	-168	288	954	1368	1000	-876	2765	1239	-234	424	782	1474	-357	783	-975	1032	568	3046	1397
2025-10-01 02:15:00	-176	300	936	1350	1000	-879	2779	1239	-221	439	781	1461	-366	763	-976	999	569	3017	1414
2025-10-01 02:30:00	-199	260	959	1357	1000	-784	2693	1231	-83	528	796	1315	-343	686	-913	1113	528	3053	1417
2025-10-01 02:45:00	-221	231	940	1345	1000	-849	2653	1224	-72	539	788	1297	-345	668	-826	1223	524	3122	1387

Publication time: before 22:00 (D-1)

Note: There is no guarantee that the successfully computed final flow-based parameters provide successfully computed final ATC/NTCs due to fallback in the business process – i.e. delay, missing critical input data for the ATC/NTC calculation

### 5.2.14 Applied Fallbacks

This page provides an overview of the hours during which a fallback was applied in the capacity calculation process due to technical or other issues in the daily process together with the Domain Status, which may be Ok, or Empty (no RAM available).



The screenshot shows the JAO Publication Tool interface. On the left, there are filters for DATE (2026-01-01), TIME (00:00 to 23:45), HUB (None available), BORDER (None available), CAPACITY CALCULATION (IDCC (a), IDCC (b), IDCC (c), IDCC (d)), and CAPACITY ALLOCATION (IDA 1, IDA 2, IDA 3). The main panel displays a table titled "Applied Fallbacks".

Date (CET)	Computation	Type	Domain Status
15:00:00	ATC	Normal	OK
2026-01-01 16:00:00	ATC	Normal	Empty
2026-01-01 17:00:00	ATC	Normal	Empty
2026-01-01 18:00:00	ATC	Normal	Empty
2026-01-01 19:00:00	ATC	Normal	Empty
2026-01-01 20:00:00	ATC	Normal	Empty
2026-01-01 21:00:00	ATC	Normal	Empty
2026-01-01 22:00:00	ATC	Normal	Empty
2026-01-01 23:00:00	ATC	Normal	Empty

Publication time: before 22:00 (D-1)

### 5.2.15 Allocation Constraints

As per the ID CCM, Poland is allowed to use external constraints. For the IDCC process, PSE will update the allocation constraint for each calculation during the day. The allocation constraint is presented in the NTC.

**Allocation Constraints**

Date	PL	
	Import	Export
2024-03-19 00:00:00	3080	4700
2024-03-19 01:00:00	2559	5307
2024-03-19 02:00:00	2225	5687
2024-03-19 03:00:00	2275	5613
2024-03-19 04:00:00	2760	5040
2024-03-19 05:00:00	4018	3576
2024-03-19 06:00:00	6111	764
2024-03-19 07:00:00	5245	532
2024-03-19 08:00:00	2936	1651
2024-03-19 09:00:00	1185	2676
2024-03-19 10:00:00	337	3084
2024-03-19 11:00:00	95	3086
2024-03-19 12:00:00	527	2714

Publication time: before 22:00 (D-1)

## 5.2.16 Final z2h PTDFs

This page displays calculated zone-to-hub PTDF values for all modelled bidding zones from the common grid model (CGM). The final z2h PTDFs can be used for calculating the F0,all.

### Final z2h PTDF

Date (CET)	Information on the NE		Information on the Contingency						
	NE_Name	EIC_Code	TSO	ContingencyName	EIC_Code	PTDF_AL	PTDF_ALBE	PTDF_ALDE	PTDF_AT
2025-08-29 00:00:00	[RO-HU] Nadab - Bekescsaba [OPPOSITE]	10T-HU-RO- 000024	HU	[RO-UA] Rosiori - Mukacevo	10T-RO-UA-000010	0.03468	0.12956	0.12974	0.12886
2025-08-29 00:00:00	[RO-HU] Nadab - Bekescsaba [DIRECT]	10T-HU-RO- 000024	HU	[RO-UA] Rosiori - Mukacevo	10T-RO-UA-000010	-0.03468	-0.12956	-0.12974	-0.12886
2025-08-29 00:00:00	[HU-HU] Paks - Pecs 1 [DIRECT]	15T- M0000002266I	HU	[HR-HR] 400 kV Zerjavinec - Ernestinovo 408	31T-0000-A-00022	-0.01868	0.08899	0.08928	0.09049
2025-08-29 00:00:00	[HU-HU] Paks - Pecs 1 [OPPOSITE]	15T- M0000002266I	HU	[HR-HR] 400 kV Zerjavinec - Ernestinovo 408	31T-0000-A-00022	0.01868	-0.08899	-0.08928	-0.09049
2025-08-29 00:00:00	[HU-HU] Paks - Pecs 2 [DIRECT]	15T- M0000002267G	HU	[HR-HR] 400 kV Zerjavinec - Ernestinovo 408	31T-0000-A-00022	-0.01868	0.08899	0.08928	0.09049

Publication time: before 22:00 (D-1)

### 5.2.17 Core Net Positions

This page displays Core net positions after shifting the CGM to latest Already Allocated Capacity from SIDC according to the ID capacity calculation methodology Article 4.5.(b).

## Core Net Positions

Date (CET)	AT	BE	CZ	DE	FR	HR	HU	NL	PL	RO	SI	SK
2019-03-31 00:00:00	-2068	1177	42	1220.6	3828.201	-606	-1523	2901.878	-1	1304	-353	-19
2019-03-31 00:15:00	-2068	1177	42	1220.6	3828.201	-606	-1523	2901.878	-1	1304	-353	-19
2019-03-31 00:30:00	-2068	1177	42	1220.6	3828.201	-606	-1523	2901.878	-1	1304	-353	-19
2019-03-31 00:45:00	-2068	1177	42	1220.6	3828.201	-606	-1523	2901.878	-1	1304	-353	-19
2019-03-31 01:00:00	-2583	855	-840	2154	4193.855	-602	-1315	2928.962	-2	1494	-324	-233
2019-03-31 01:15:00	-2583	855	-840	2154	4193.855	-602	-1315	2928.962	-2	1494	-324	-233
2019-03-31 01:30:00	-2583	855	-840	2154	4193.855	-602	-1315	2928.962	-2	1494	-324	-233
2019-03-31 01:45:00	-2583	855	-840	2154	4193.855	-602	-1315	2928.962	-2	1494	-324	-233

Publication time: before 22:00 (D-1)

### 5.3 IDCC (c) capacity calculation

The data published with IDCC(c) is the same as established in IDCC (b). The distinction for IDCC(c) data is the adjustment related to the publication time, which includes information covering an 18-hour period for targeted business day ‘D’. Data for publication, along with relevant publication times is shown in the table below:

Data	Publication Time
Core Market Graphs	05:00(D)
Core Map	05:00(D)
Max Net Positions	05:00(D)
Max Exchanges(MaxBex)	05:00(D)
Initial Computation	05:00(D)
Validation Reductions	05:00(D)
ATC based Validation Reduction	05:00(D)
Final Computation	05:00(D)
Used Grid Model	03:30(D)
RefProg	05:00(D)
Reference Net Position	03:30(D)
ATCs for SIDC	05:00(D)
NTCs for SIDC	05:00(D)
Applied Fallbacks	05:00(D)
Allocation Constraints	05:00(D)
Core Net Positions	05:00(D)

### 5.4 IDCC (d) capacity calculation

Recalculation of intraday cross-zonal capacities is performed for all ID CC MTUs within the time window from 12:00 until 24:00 of day D. The data published under IDCC(d) are generally consistent with those previously determined under IDCC(c), with the only distinction being the publication time, as shown in the table below.

Data	Publication Time
Core Market Graphs	10:00(D)
Core Map	10:00(D)
Max Net Positions	10:00(D)
Max Exchanges(MaxBex)	10:00(D)
Initial Computation	10:00(D)
Validation Reductions	10:00(D)
ATC based Validation Reduction	10:00(D)
Final Computation	10:00(D)
Used Grid Model	08:30(D)
RefProg	10:00(D)
Reference Net Position	08:30(D)
ATCs for SIDC	10:00(D)
NTCs for SIDC	10:00(D)
Applied Fallbacks	10:00(D)
Allocation Constraints	10:00(D)
Core Net Positions	10:00(D)

## 5.5 IDCC (e) capacity calculation

Recalculation of intraday cross-zonal capacities is performed for all ID CC MTUs within the time window from 18:00 until 24:00 of day D. The data published under IDCC(e) are generally consistent with those previously determined under IDCC(d), with the only distinction being the publication time, as shown in the table below.

<b>Data</b>	<b>Publication Time</b>
<b>Core Market Graphs</b>	17:00(D)
<b>Core Map</b>	17:00(D)
<b>Max Net Positions</b>	17:00(D)
<b>Max Exchanges(MaxBex)</b>	17:00(D)
<b>Initial Computation</b>	17:00(D)
<b>Validation Reductions</b>	17:00(D)
<b>ATC based Validation Reduction</b>	17:00(D)
<b>Final Computation</b>	17:00(D)
<b>Used Grid Model</b>	15:30(D)
<b>RefProg</b>	17:00(D)
<b>Reference Net Position</b>	15:30(D)
<b>ATCs for SIDC</b>	17:00(D)
<b>NTCs for SIDC</b>	17:00(D)
<b>Applied Fallbacks</b>	17:00(D)
<b>Allocation Constraints</b>	17:00(D)
<b>Core Net Positions</b>	17:00(D)

## 6 Publication Overview – IDA

These screens will present the outcome of the 3 intraday auctions (IDA1, IDA2 and IDA3) for the same delivery day. While IDA1 and IDA2 are both covering (as the Day-ahead allocation) the complete next business day, IDA3 covers only half of a day, from noon to midnight (CET).

In some case, if there is cancellation of one IDA in advance, in case of all NEMOs in one bidding zone are decoupled in advance, in case of decoupling of one NEMO in SIDC during the coupling, in case the coupling has not provide results by GCT+27 or in the case of error in the algorithm calculation, there will be no results published. That is the normal outcome and continuous trading continue as fallback with the provided capacity.

In such case, the net positions will be zero for all or the decoupled bidding zones, as well as the price spread and the scheduled exchanges.

### 6.1 IDA1 (15:00 D-1), IDA2 (22:00 D-1) and IDA3 (10:00 D-1)

#### 6.1.1 Net Position

This page displays the CORE net positions after Intraday Auctions (IDA) in MW.

#### Net Position

Note that the intraday market at D-1 15:00 receives zero capacity until the implementation of intraday auctions in accordance to Article 11(4) of ID CCM 3rd amendment.

Date	AT	BE	CZ	DE	FR	HR	HU	NL	PL	RO	SI	SK
2024-06-04 00:00:00	285.4	1148.1	0	-1330.63	-1495.97	-53	-690	627	1037	470	-53.9	56
2024-06-04 00:15:00	-165.764	1163.6	0	-747.266	-1495.97	-53	-700.1	627	1037	469.3	-63.8	-71
2024-06-04 00:30:00	-136.031	1356.7	0.1	-918.469	-1552.7	-53	-690	627	1037	469.3	-53.9	-86
2024-06-04 00:45:00	-340.457	1208	0	-616.243	-1552.7	-53	-690	627	1037	469.3	-53.9	-35
2024-06-04 01:00:00	51.333	1214	0	-193.033	-1623.7	-53	-690	627	218.5	75	433.9	-60
2024-06-04 01:15:00	-16.886	1412.7	0	-339.314	-1623.7	-53	-690	627	218.5	75	433.9	-44.2
2024-06-04 01:30:00	4.446	1436.6	0	-323.516	-1668.93	-53	-690	627	218.5	75	433.9	-60
2024-06-04 01:45:00	-51.85	1456.6	0	-237.22	-1668.93	-53	-700	627	218.5	75	423.9	-90
2024-06-04 02:00:00	-37.027	734.2	0	-234.573	-1017.2	-53	-700	684	173.5	125	403	-77.9
2024-06-04 02:15:00	-4.38	873.4	0	-299.12	-1017.2	-53	-690	544.8	173.5	125	413	-66
2024-06-04 02:30:00	300.8	1221.6	0	-347.71	-1715.39	-53	-690	677.2	173.5	125	413	-105
2024-06-04 02:45:00	308.7	1274.7	0	-198.71	-1715.39	-53	-690	467.2	173.5	125	413	-105
2024-06-04 03:00:00	315.1	1386	0.1	-358.28	-1921.22	-53	-690	837	41.3	103	426	-86

Publication time for IDA1: after 15:25 (D-1)

Publication time for IDA2: after 22:25 (D-1)

Publication time for IDA3: after 10:25 (D)

#### 6.1.2 Scheduled Exchanges

This page displays the capacity allocated by the market coupling algorithm in two directions for defined borders in MW.

## Scheduled Exchanges

Note that the intraday market at D-1 15:00 receives zero capacity until the implementation of intraday auctions in accordance to Article 11(4) of ID CCM 3rd amendment.

Date	AT>CZ	AT>DE	AT>HU	AT>SI	BE>DE	BE>FR	BE>NL	CZ>AT	CZ>DE	CZ>PL	CZ>SK	DE>AT	DE>BE	DE>CZ	DE>FR	DE>NL	DE>PL
2024-06-04 00:00:00	139.4	31	115	0	374.5	1363.6	0	0	564.5	0	0	0	0	0	132.37	0	0
2024-06-04 00:15:00	0	0	104.4	0	390	1363.6	0	179	87.8	0	40.2	91.164	0	0	132.37	0	0
2024-06-04 00:30:00	0	0	99.8	0	390	1556.7	0	167.7	99.6	0	39.8	68.131	0	0	0	0	0
2024-06-04 00:45:00	0	0	62.7	0	241.3	1556.7	0	228.1	53	0	25.9	175.057	0	0	0	0	0
2024-06-04 01:00:00	11	0	145	0	123.3	1631.7	0	0	0	0	89.9	11.767	0	22.8	0	0	0
2024-06-04 01:15:00	0	0	145	0	322	1631.7	0	17	0	0	74.1	51.986	0	35	0	0	0
2024-06-04 01:30:00	0	0	145	0	302	1675.6	0	4.6	0	0	89.9	43.054	0	38.4	0	0	0
2024-06-04 01:45:00	0	0	145	0	322	1675.6	0	13.4	0	0	129.9	100.55	0	87.2	0	0	0
2024-06-04 02:00:00	25.9	0	118	0	323	1024.2	0	0	0	0	138.2	77.927	0	103.8	0	0	0
2024-06-04 02:15:00	32.8	0	118	0	323	1024.2	0	0	0	0	116.3	42.18	0	75	0	0	0
2024-06-04 02:30:00	245.8	50	118	0	323	1504.8	0	0	99	0	155.3	0	0	0	210.59	0	0
2024-06-04 02:45:00	253.7	50	118	0	166.1	1504.8	0	0	106.9	0	155.3	0	0	0	210.59	0	0
2024-06-04 03:00:00	179.1	70	156	0	292.1	1842.9	0	0	0	43.9	160.1	0	0	24.8	78.32	0	0

Publication time for IDA1: after 15:25 (D-1)

Publication time for IDA2: after 22:25 (D-1)

Publication time for IDA3: after 10:25 (D)

### 6.1.3 Price Spread

This page indicates the market price spread in €/MWh for the two directions of the defined borders.

#### Price Spread

Note that the intraday market at D-1 15:00 receives zero capacity until the implementation of intraday auctions in accordance to Article 11(4) of ID CCM 3rd amendment.

Date	AT>CZ	AT>DE	AT>HU	AT>SI	BE>DE	BE>FR	BE>NL	CZ>AT	CZ>DE	CZ>PL	CZ>SK	DE>AT	DE>BE	DE>CZ	DE>FR	DE>NL	DE>PL
2024-06-04 00:00:00	0	0	0	0	0	-13.14	-30.09	0	0	-18.2	0	0	0	0	-13.14	-30.09	-18.2
2024-06-04 00:15:00	0	0	0	0	0	13.14	-6.06	0	0	8.08	0	0	0	0	13.14	-6.06	8.08
2024-06-04 00:30:00	0	0	0	0	0	5.18	-2.03	0	0	10.24	0	0	0	0	5.18	-2.03	10.24
2024-06-04 00:45:00	0	0	0	0	0	-5.19	-11.27	0	0	-0.13	0	0	0	0	-5.19	-11.27	-0.13
2024-06-04 01:00:00	0	0	0	0	0	1.14	-7.79	0	0	-0.98	0	0	0	0	1.14	-7.79	-0.98
2024-06-04 01:15:00	0	0	0	0	0	-1.13	-10.24	0	0	-3.25	0	0	0	0	-1.13	-10.24	-3.25
2024-06-04 01:30:00	0	0	0	0	0	-4.64	-9.64	0	0	-2.53	0	0	0	0	-4.64	-9.64	-2.53
2024-06-04 01:45:00	0	0	0	0	0	4.64	-2.09	0	0	6.75	0	0	0	0	4.64	-2.09	6.75
2024-06-04 02:00:00	0	0	0	0	5.4	0.1	-0.66	0	0	-2.27	0	0	-5.4	0	-5.3	-6.06	-2.27
2024-06-04 02:15:00	0	0	0	-4.57	5.3	-0.11	0	0	0	-2.38	0	0	-5.3	0	-5.41	-5.3	-2.38
2024-06-04 02:30:00	0	0	0	-2.34	0	0.03	0	0	0	2.35	0	0	0	0	0.03	0	2.35
2024-06-04 02:45:00	0	0	0	-3.8	0	-0.03	0	0	0	2.29	0	0	0	0	-0.03	0	2.29
2024-06-04 03:00:00	0	0	0	0	0	0.86	-2.94	0	0	1.9	0	0	0	0	0.86	-2.94	1.9

Publication time for IDA1: after 15:25 (D-1)

Publication time for IDA2: after 22:25 (D-1)

Publication time for IDA3: after 10:25 (D)

## 6.1.4 Congestion Income

This tab gathers the net congestion income per hub and per TSO for the CORE region, and the gross congestion income (without UIOSI taken into account) for the non-CORE borders in €.

### Congestion Income (in €)

Note that the intraday market at D-1 15:00 receives zero capacity until the implementation of intraday auctions in accordance to Article 11(4) of ID CCIM 3rd amendment.

Date	Gross Congestion Income per BZB														
	AT>CZ	AT>DE	AT>HU	AT>SI	BE>DE	BE>FR	BE>NL	CZ>DE	CZ>PL	CZ>SK	DE>FR	DE>NL	DE>PL	HR>HU	HR>SI
2024-06-04 00:00:00	0	0	0	0	0	-4479.426	4438.275	0	1396.85	0	-434.83545	278.33251	2074.8	0	0
2024-06-04 00:15:00	0	0	0	0	0	4479.426	893.85	0	-620.14	0	434.83545	56.055	-921.12	0	0
2024-06-04 00:30:00	0	0	0	0	0	2015.9265	299.425	0	-785.92	0	-5.18	18.77751	-1167.36	0	0
2024-06-04 00:45:00	0	0	0	0	0	-2019.81826	1662.325	0	9.9775	0	5.19001	104.24751	14.82	0	0
2024-06-04 01:00:00	0	0	0	0	0	465.0345	1053.5975	0	13.7445	0	-2.28	167.485	2.5235	0	0
2024-06-04 01:15:00	0	0	0	0	0	-460.95526	1384.96	0	45.58126	0	2.26	220.16	8.36876	0	0
2024-06-04 01:30:00	0	0	0	0	0	-1943.696	1303.81	0	35.48326	0	7.7372	207.26	6.51476	0	0
2024-06-04 01:45:00	0	0	0	0	0	1943.696	282.6725	0	-94.66876	0	-7.7372	44.935	-17.38126	0	0
2024-06-04 02:00:00	0	0	0	0	436.05	25.605	101.145	0	4.82376	0	9.275	107.565	8.68276	0	0
2024-06-04 02:15:00	0	0	0	129.1025	427.975	-28.1655	0	0	5.0575	0	9.4675	94.075	9.1035	131.3875	0
2024-06-04 02:30:00	0	0	0	66.105	0	11.286	0	0	-4.99376	0	1.57943	0	-8.98876	67.275	0
2024-06-04 02:45:00	0	0	0	107.35	0	-11.286	0	0	-4.86626	0	-1.57943	0	-8.75926	109.25	0

Publication time for IDA1: after 15:25 (D-1)

Publication time for IDA2: after 22:25 (D-1)

Publication time for IDA3: after 10:25 (D)

## 7 Web Service

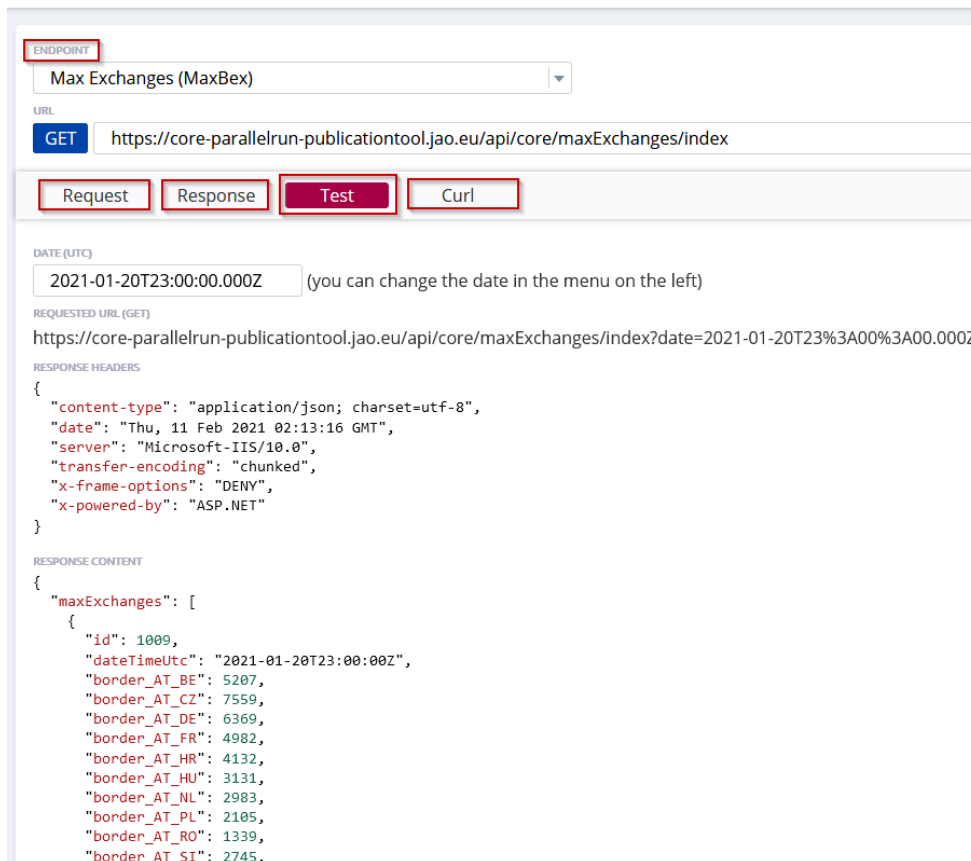
On <https://publicationtool.jao.eu/coreID/api>, users will find:

- Endpoint (drop down): Displays the different available publications.
- Request-tab: Displays the parameter structure which will be needed to retrieve the data, as it is a GET-method it will be needed to append the parameters to the URL
- Response-tab: displays how the response will be structured
- Test-tab: what the URL looks like with the provided parameters.

Before using web services, please note the following:

- An authentication token will be required in the future to access web services
- All Timestamp and Date parameters are stored and used in UTC (Coordinated Universal Time)
- All parameter values should be encoded in UTF-8
- All endpoints should be called via the GET-method
- The RESTful-API should be called via HTTPS and returns JSON

## API



The screenshot shows an API testing tool interface. At the top, there is a dropdown menu for the endpoint, currently set to "Max Exchanges (MaxBex)". Below this is a text input field for the URL, containing "https://core-parallelrun-publicationtool.jao.eu/api/core/maxExchanges/index". A "GET" button is visible next to the URL. Below the URL field are four buttons: "Request", "Response", "Test", and "Curl". The "Test" button is highlighted. Below the buttons, there is a "DATE (UTC)" field with the value "2021-01-20T23:00:00.000Z" and a note "(you can change the date in the menu on the left)". Below the date field is the "REQUESTED URL (GET)" field, which shows the URL with the date parameter: "https://core-parallelrun-publicationtool.jao.eu/api/core/maxExchanges/index?date=2021-01-20T23%3A00%3A00.000Z". Below the requested URL is the "RESPONSE HEADERS" section, which shows a JSON object with the following properties: "content-type": "application/json; charset=utf-8", "date": "Thu, 11 Feb 2021 02:13:16 GMT", "server": "Microsoft-IIS/10.0", "transfer-encoding": "chunked", "x-frame-options": "DENY", and "x-powered-by": "ASP.NET". Below the headers is the "RESPONSE CONTENT" section, which shows a JSON array with one object containing the following properties: "id": 1009, "dateTimeUtc": "2021-01-20T23:00:00Z", "border\_AT\_BE": 5207, "border\_AT\_CZ": 7559, "border\_AT\_DE": 6369, "border\_AT\_FR": 4982, "border\_AT\_HR": 4132, "border\_AT\_HU": 3131, "border\_AT\_NL": 2983, "border\_AT\_PL": 2105, "border\_AT\_RO": 1339, and "border\_AT\_SI": 2745.

## 8 Publication tool (underlying architecture)

The publication tool website is developed with a .netCore backend and a react frontend, communicating via rest-api. A .netCore service runs on a separate server saving all data retrieved via FTP into an SQL-database.

## 9 Annex

### 9.1 Naming Convention for CNECs

Core TSO have defined the following naming conventions for CNECs.

- Line: "AVELGEM-HORTA 380.101"
- PST: "PST ZANDVLIET 1"
- Tripod line: "Y-DELLMENSINGEN-HOHENECK-VOEHRINGEN rot", where
  - The Y stands for the node connecting all three branches of the tripod.
  - The firstly mentioned substation after the Y defines the branch of the tripod that is monitored i.e. Dellmensingen to the Y-node in this case
- TSOs harmonize the descriptive name of cross-border network elements with their neighbours